

Willerby Carr Lane Primary School – Design and Technology

Topic: Hand Puppets

Year: Year 1

Strand: Textiles

What should I already know?

- Telling stories in Foundation using finger puppets
- Weaving skills
- Puppet workshops and puppet theatre shows
- Watched shows on television involving hand puppets

What will I know / be able to do by the end of the unit?

What is the purpose of a puppet?	<ul style="list-style-type: none"> • The purpose of a hand puppet is a toy that can be used to tell or act out a story
What material makes a good hand puppet?	<ul style="list-style-type: none"> • Know that felt is a good material to make a puppet because it is soft and can move with your hand
What sewing techniques have you learnt?	<ul style="list-style-type: none"> • How to thread a needle with cotton • Make a running stitch • That a seam is a line where two pieces of fabric are sewn together
What are decorative features ?	<ul style="list-style-type: none"> • Give an example of a decorative feature eg buttons, beads, ribbon
How can you make sure the puppet fits your hand?	<ul style="list-style-type: none"> • Drawn around their hand to use as a template and then carefully cut out
How can we evaluate our puppets?	Use them to perform a short story to the class or small group. The puppet should stay on your hand and the hands should be able to be moved freely.

Vocabulary

cotton	made from a cotton plant
decorative features	finishes touches on a puppet to make it look like a character or animal eg eyes, mouth,
felt	textile material that is made by pushing lots of other fibres or materials together it does not fray easily
fray	a material that easily pulls apart on the edges
hand puppet	a puppet used by a single hand
needle	a very fine slender piece of polished metal with a point at one end and a hole or eye for thread at the other, used in sewing.
needlework	use a needle to make something
puppet	a puppet is an object, often resembling a human, animal or mythical figure.
puppeteer	someone who controls a puppet.
running stitch	a stitch consisting of a line of small even stitches which run back and forth through the cloth without overlapping.
template	the outline of something to cut out
thread	a long piece of cotton used for sewing

Key Design Decisions & Skills

- To design and make a hand puppet to use in story telling
- After exploring, sketching and observing a variety of puppets in use to understand the purpose of a puppet
- Some children may be adding features to their puppet to capture particular characteristics or expressions
- It needs to be functional to fit around on your hand and be able to move the hands of your puppet using your fingers.
- Children need to select tools, materials, equipment and components to help them make their puppet.
- Thread a needle using cotton and use it safely
- Accurately draw around their hand onto the felt to make a template
- Evaluate how the puppet works during the retelling of a short story to a small group or class.

Pictures



Famous puppets that you might know already



A running stitch





needle





sewing cotton



Decorative features



Felt

Aesthetics The look of the product	Seam Line where two pieces of fabric are joined together
Puppeteer Someone who controls the puppet	
Function What the product does or it's purpose	

Resources and equipment

Needles
Coloured cotton
Examples of hand puppets
Decorative features eg beads, googly eyes, buttons, ribbon
Scissors
Felt
Felt tip for marking the outline of hand
Design sheets